

ARC+® & ARC PC Welding Simulators: Teach Welders with Virtual Interactive 3D Technologies

Claude Choquet¹

¹ 123 Certification Inc, 1751 Richardson Street, #2204, Montreal, Quebec, Canada, H3K1G6

E-mail: cchoquet@123certification.com

Abstract

123 Certification Inc., a Montreal based company, has developed an innovative hands-on welding simulator solution to help build the welding workforce in the most simple way. The solution lies in virtual reality technology, which has been fully tested since the early 90's. President and founder of 123 Certification Inc., Mr. Claude Choquet Ing. Msc. IWE, acts as a bridge between the welding and the programming world. Working in these fields for more than 20 years, he has filed 12 patents world-wide for a gesture control platform with leading edge hardware related to simulation. In the summer of 2006, Mr Choquet was proud to be invited to the annual IIW International Welding Congress in Quebec City to launch the ARC+ welding simulator. A 100% virtual reality system and web based training center was developed to simulate multi-process, multi-material, multi-position, and multi-pass welding. The simulator is intended to train welding students and apprentices in schools or industries. The welding simulator is composed of a real welding electrode holder (SMAW-GTAW) and gun (GMAW-FCAW), a head-mounted display (HMD), a 6 degrees of freedom tracking system for interaction between the user's hands and head, as well as external audio speakers. Both guns and HMD are interacting online and simultaneously. The welding simulation is based on the law of physics and empirical results from detailed analysis of a series of welding tests based on industrial applications tested over the last 20 years.^[1]

The simulation runs in real-time, using a local logic network to determine the quality and shape of the created weld. These results are based on the orientation, distance, and speed of the welding torch and depth of penetration. The welding process and resulting weld bead are displayed in a virtual environment with screenplay interactive training modules. For review, weld quality and recorded process values can be displayed and diagnosed after welding. To help in the learning process, a learning curve for each student and each Virtual Welding Class[®] can be plotted, for an instructor's review or a required third party evaluation.

1. Introduction

By way of introduction, here is a quote from the senior editor of the US-based magazine The Fabricator:

"A recent study led to an odd conclusion: Playing video games may produce better surgeons."

Really, it's true, at least according to researchers at the Banner Health Center in Phoenix. They had surgical residents play games on the Nintendo® Wii™ console before simulated surgeries. Games such as Marble Mania require precise hand movements of the Wii's wireless wand, movements that seem to prep these residents for the hand movements surgery requires.

In a certain light, welding resembles surgery, with careful hands "stitching up" metal instead of skin..." [2]-[3].

2. Work accomplished

A welder's helmet and welding gun have been instrumented for the welding simulator ARC+. The electronic sensors and the head mounted device are installed in order to provide visibility during welding. It tracks the hand motions and process while the 3D glasses inside the Welder's Helmet provide high 3D graphics (Fig. 1).

A scientific breakthrough enables now a welder to be trained remotely thanks to the new generations of PC mouses, For example since February 2010, ARC PC is now available for free demonstration and netmeetings fully remotely on any PC

A new approach to motion dexterity memory training is now available at very low cost thanks to application of a list of Gameplay-Based Design Principles,



Figure 1: Real Welder Helmet with motion tracking technology Source: 123Certification Inc.



Figure 2: A virtual reality simulation of gas metal arc welding a fillet weld (GMAW). Source: 123 Certification

The solution is based on 100% virtual reality welding simulation without arc and metal work piece. High resolution images can be seen by the student on 3D glasses, and projected on a screen for classroom observation or replays. Under supervision, the welder can learn how to maintain a weld pool, arc length and consistent welding bead.. He can also learn how to cope with the 3 arc metal transfer mode (short-circuit, globular and arc spray), sparks and virtual fumes and volatiles. The database link to the simulator and the welder's motion activities reproduces the same results obtained in a welding booth.

As this technology evolves, increasing attention will be paid to the development of fine motor skills. For example, the simulator is able to track head and hand motions during a

weld, helping the student determine the optimal angle of view while laying down a weld bead. Next research activities will be on image rendering of grain microstructure recrystallization after welding in the H.A.Z responsible for quality such as metallurgy based weld defects. (Fig. 2).

The ARC+ simulator is capable of all manual and semi-automatic welding processes (Fig. 3). At the time of this article, more than 50 welding data sheets and 1500 exercises had been implemented. An approximate 900 hours of exercises are available for perfecting fine motor skills. The possibilities of exercises are limitless. All welding data sheets with different processes, materials, welding positions, assembly preparations, multi-pass, weaving or linear are available.

This presentation will focus on light alloys requiring GTAW (TIG Welding) such as components submitted to heat from airplane reactors. (Fig. 4).



Figure 3: ARC+ simulates all these manual and semi-automatic welding processes Source: 123Certification Inc.






Figure 4: ARC+ welding simulator in action with the GTAW (TIG Welding) for a welder training. Source: 123Certification

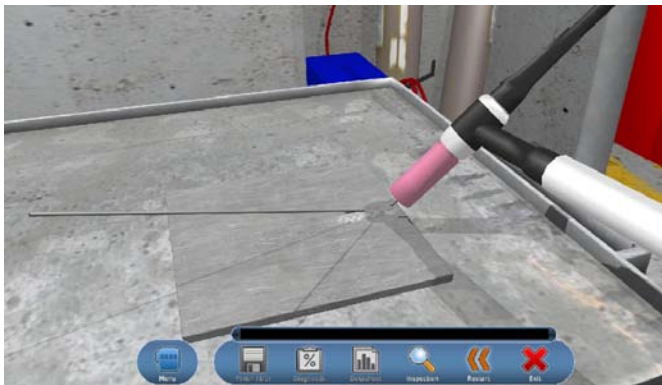


Figure 5: Virtual reality training of gas tungsten arc welding (GTAW). Source: 123 Certification Inc.

The ARC+ welding simulator allows the user to generate a virtual welder hands-on action environment with the help of patent pending technologies. It detects welder motion, processes equations between metallurgy and motion as well as casts a 3-D image of the user's gestures.

It recognizes some welding defects and their causes. While taking into account several variables affecting weld soundness, it gives the user an opportunity to evaluate his or her work with a diagnostic report, a ranking or a grade, and a visual examination as per a real welded assembly (Fig. 9). The diagnostic with a tolerance of 0.25mm RMS provides reports with motion dexterity accuracy results and some weld defects that allow the welder to take immediate corrective action, and to continuously improve his skills in a safe and enjoyable setting.

For example, we have broken down the hand motion into 5 essential variables: motion straightness, arc speed, stick-out, work angle and travel angle (Fig. 6).




Fig 6 Five essential variables in motion dexterity that are tracked with the ARC+ simulator. Source: 123 Certification Inc.

The ARC+ simulator provides an atmosphere conducive to interactive learning thanks to numerous welding exercises based on the 5 motion dexterity variables. For example, 17 standard exercises (Fig. 7) based on those variables are available for all welding data experimentations.

In a guided training mode, a trainee would have to succeed in an exercise before stepping up to the next one. The ARC+ simulator also offers to the usual beginner, intermediate and expert, different level exercises requiring progressively more skills.

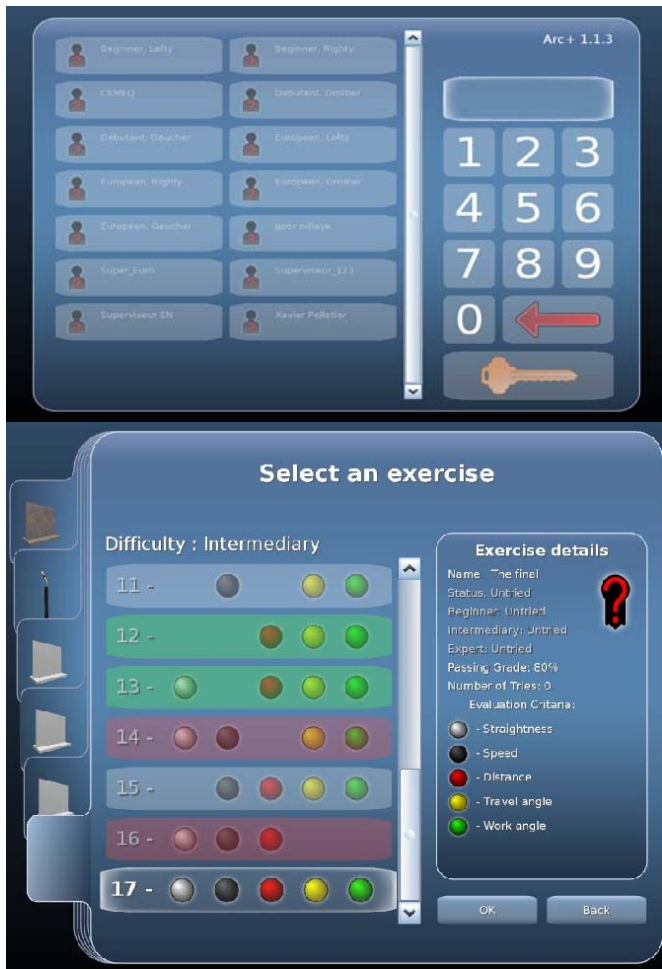


Figure 7 List of exercises based on the 5 motion dexterity essential variables. Source: 123Certification Inc.

In replay mode, an instructor can review the stick-out or the work angle in a precise location of a bead. He or she can help the student understand the weld size or the root penetration (Fig. 8). The reviews are not only for the diagnostic report but also for the motion dexterity tracked during welding. Replay can also have an unlimited angle of view to track a point of interest between the diagnostic and the welder's motion. The replay mode is a demonstration of previous trainee hands-on activities. The trainer can easily access all saved weld beads by the trainee. Trainer can easily identify and transfer to the trainee the hands-on results on the replay mode.



Figure 8 Access to replay mode for result reviews. Source: 123Certification Inc.



Figure 9: A weld diagnostic report gives immediate feedback, showing how close the student came to making an optimal weld. Source: 123Certification Inc.

BETA Phase Gas Tungsten Arc Welding

In the aircraft maintenance business, the quality requirements are extremely high. They demand particular care and a down-the-line exactness of the welded parts because they will be exposed to high temperatures in a combustion chamber of an aircraft engine.

Welders are regularly subjected by the quality control department to training exercises that make sure they fulfill contractual requirements.

The ARC+ simulator has been designed to meet these demands. For example, data from a specific welding code can be incorporated into a virtual weld procedure to ensure that the weld meets those criteria. Indeed the metallurgy diagnostic (second part of figure 9) shows heat input, weld size and root penetration. This has been called the eCertification® process and it allows welders or apprentices to perform virtual welds on expensive light alloys such as Titanium, Chrome-Moly or Cobalt. To develop hands-on reaction with precise welding parameters, the ARC+ simulator requires the same gesture control as with a real welding station. The welder has to replicate the same gestures, and those gestures have to be fine tuned in the same way as real qualification performance.

Open house at a Welding Training Centre in Eau-Claire, Wisconsin, USA

In March 2008, 123 Certification Inc participated at an Open House in Eau-Claire, Wisconsin, USA.

A newsletter item and pictures were prepared after that event:

"VIDEO GAME" TECHNOLOGY TO FILL GROWING NEED

A star attraction at Wisconsin's Chippewa Valley Technical College March 6 was the "ARC+" welding simulator demonstrated by its inventor, Claude Choquet of Montreal. Scores of professional welders, instructors, and people considering a welding career tried their hand at the simulator and got immediate feedback on their performance and aptitude. The occasion was the CVTC Weld Show open house, held on the school's Clairemont campus in Eau Claire, Wisconsin.

Many areas of North America are experiencing persistent shortages of qualified welders, even in a state like Wisconsin with a well-established network of technical colleges. Mr. Choquet and his company, 123Certification, have helped bolster the Quebec technical workforce with this invention and now offer it for export. The Wisconsin's CVTC event highlighted welding career opportunities in the fields of manufacturing, construction, and maintenance.

The simulator, which fits into its own suitcase for portability, uses advanced motion tracking technology and hi-resolution 3D rendering software for a virtual welding experience. Realistic simulated sounds, smoke, and sparks add to the experience. It's not all fun and games, however. When

students have completed virtual welds, they can view previous welding sessions through replay mode and get advice from instructors who receive detailed reports on students' practice sessions.

There are a number of benefits the ARC+ simulator provides for welders, for industry, and for the environment. The simulator is used to train and qualify the skill levels of advanced welders and has the potential to be used in the re-certification process. Through repetitive training, welders can focus on continuous improvement of their welding skills yet reduce their exposure to fumes and sparks. The associated reduction in the use of raw materials not only provides cost saving benefits, but also reduces the impact on the environment.

Mr. Choquet, a welding engineer and expert in applying virtual reality technologies, has had an almost life-long interest in welding. His father, Professor Joseph-André Choquet, was an expert on weld fatigue at Polytechnique Montreal, a leading school of engineering [4].



Figure 10: Virtual reality training of gas tungsten arc welding (GTAW).



Figure 11: Tactile Screen is used to access the diagnostic allowing the welder to take immediate corrective action, and continuously improve his skills in a safe and enjoyable setting. Source: Chippewa Valley Technical College in Eau Claire, Wisconsin

3. Methodology

The Reality

We introduce the GTAW welding method with two-hand motion capture in order to be able to simulate the weld deposition. With pictures taken at a high speed, Figure 12 shows the filler metal motion activated by the first hand and the arc's motion activated by the second hand. The motion of the first hand is responsible for the solidification wave. Uniform motions of the first hand help insure metal deposit uniformity, a key criterion for compliance with aviation requirements.




Figure 12: High Speed Pictures of GTAW deposition
Source: 123Certification Inc.

Some challenges are related to the image rendering of weld pool collapsing. The work in progress is shown in the next images.




Figure 13: High Speed Images of Virtual GTAW deposition.
Source: 123Certification Inc.

The motion is captured and rendered in 3D images in the glasses of the welder's mask.

Development of fine motor skills is captured, processed and posted in real time for tracking by the learner and instructor.

4. Results

School attractiveness

Since 2007, more than 150 professors at high school level introduced a free access to ARC PC in their classroom. By using a projector they could show to the students what welding is about in terms of motion dexterity with only a

mouse. During the proof of concept that took place during 3 years, each students experiences at home or in a laboratory 40% of the ARC+ diagnostic mode at no costs, More than 3000 welds were performed virtually and the results shows an interest such as Gameplay Theory Principle have been showing since 20 years.

Aerospace Industry An aerospace industry experimenting with our technology decided to do a step by step approach. The president of this family-owned company asked his daughter - with no previous welding education - to experiment with the Arc+ simulator. This first step was intended to benchmark a beginner before training. That first step being conclusive, the QC/QA manager of that company was requested to be trained. After only four (4) 3-hours sessions during which two-thirds of the trainee's time was spent on the simulator, the QC/QA manager was able to perform a linear and uniform metal deposition as required for a welder apprentice (Fig. 14). This experiment was completed without any material consumption. The positive result led to the second step which was the test made by the quality control manager. He is in charge of producing the documents attesting to the weld's integrity. The Quality Manager had never welded before and his company proposed to him a virtual training with the Arc+ welding simulator. He later went on to complete traditional factory training.

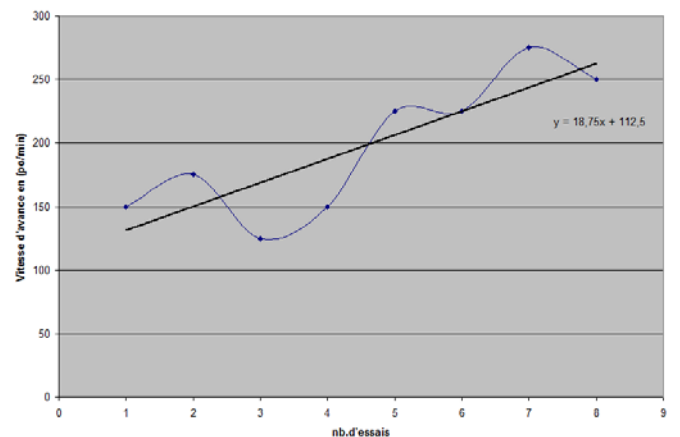



Fig 14: Virtual training welding booth and drill results from the Q4 2007 training exercise mentioned in the result section.
Source: 123Certification Inc.

5. Conclusion

A key point for many training establishments is the user to simulator ratio, most training establishments wish to increase the size of the class but this would require extra training staff to supervise. ARC+ has now a brother coming from a scientific breakthrough called ARC PC. ARC PC is an internet based simulator that is an exact copy of the software that is in the Simulator itself, here the students can with the aid of an air or gyroscopic mouse train 2 of the possible 5 essential variables required by a welder to produce a good weld. This software program is offered at a ratio of software licences per simulator unit sold.. So the ARC+ system offers a much larger trainability package than any of other products.

Both products ARC+ and recently ARC PC are now fully operational for the manual and semi-automatic welding processes motion tracking along with the processing of metallurgy equations The system delivers real time 3D images with all essential variables affecting the weld pool, the arc length and the welding bead without jittering, delay and drifting. The Graphic User Interface (GUI) fully independent of any hardware technology is now available on 2 different options. The ARC+ is now a product worldwide recognized with his user-friendly, high quality graphics, multi-process, small footprint, scalability and Military precision and ruggedness. In the last year the ARC+ was delivered from North America to all corners of the world, including Australia, Germany, Kazakhstan and India.

6. Next steps in regards to mission and vision

The next step will be dictated by our clients, many of whom plan to increase the use of technologies which reduce unfavorable effects on the environment thanks to features mentioned here-after.

Environment: This is a truly green product, we normally associate a green product with what type of effect it has on our environment and this product is no exception, it is a product that is kind to our environment, it uses a minimum of energy, requires no materials, gases, consumables etc, etc etc. But what we forget is how it affects our employees, this is where this product differs from other motion tracking technology, most other technologies available on the market today use magnetic fields to detect where the work piece is in relation to the torch. To do this they must project an artificial magnetic sphere from the base unit similar to that used by mobile phones, these forms of magnetism are a hot topic at the moment due to the effect they (may) have on the individual using the unit, indeed this form of created magnetism has been decreed a pollution by several world authorities on the subject. ARC+ does not use this system, it use a passive technology with sensor located far from the user and use a form of light coming form infrared cameras that uses about the same energy as a pocket flashlight, so you can rest assured that there are no hidden dangers with our system and the training management can sleep at nights knowing they are safe.

Attraction: There is a drastic shortage in the number of young people wishing to learn the welding trade and this is not a phenomenon reserved for us Europeans/North-Americans, it is a world wide epidemic. For too long now welder education has relied on prehistoric methodology to train its students, now with simulation we can bring the training methods back into the 21 century and have a training tool that will not only attract the youth of today but also allow them to learn quicker. VR is a platform that they not only understand but also feel at home with.

Individuality: Using the Arc+ collective database the instructor can tailor make a training program for each individual trainee, catering each program to the strengths and weaknesses of the individual concerned. This allows the instructor a degree of creativity that he would never be able to achieve with the old-fashioned training methods. Each completed weld is given a diagnostic report and a score enabling the instructor (or student) to playback each weld and show the student individually or collectively where his strengths and weaknesses' lay.

Future-safe: Arc+ is a product that will develop with the technology unlike a standard welding machine. The unit is fully programmable/updateable so that when a new technology or changes to standard technologies appear on the market the unit can be updated to allow the students to take full advantage of the said changes. Hence the unit will remain longer in use than a standard welding machine and enable the students to gain all they can from changes in technology, this then produces a better class of graduate for the job market.

Hi-end: Arc+ is the perfect tool for all aspects of welder training and at all levels, we are the only system that can offer the training establishment TIG welding and are therefore the only machine that can completely encompass all hand welding processes. Arc+ in conjunction with Arc PC is also an ideal tool for adoption in the training of welding engineers, here they can learn all they need to know about the welding processes from a computer and then carry out the practical side of life on the Arc+ simulator, Arc+ will give them a diagnostic report that they will understand and be able to work with, something that is just not available in current training methods. Welding engineers need to be excited and trained using state of the art technology; Arc+ and Arc PC offer them this capability and therefore will also attract more students to this form of engineering.

Completeness: with the integration of Arc PC, Arc+ offers a complete learning package; no other simulator offers this kind of complete program for the students ensuring at all times that the group is working to achieve its goals. It introduces a level of competition so that the group dynamics also encourages the students to concentrate on their individual scoring, this in a fun way. This has been proven pedagogically to be the best way to improve the learning concentration of students.

7. Key words

Welding, Welder, Simulation, Manual, Semi-Automatic, Gesture Control, Virtual Reality, Apprentice, Professional,

8. Acknowledgements

This work was partially funded by the IRAP, NSERC and CQRDA. The Chippewa Valley Technical College in Eau Claire, Wisconsin provided their pictures from their annual Open-House activities. Our early-stage aeronautics client also helped in important ways to validate and refine our virtual training system.

References

- [1] B. James, Why Welders Fail GMAW Tests, CWB Net, Sept. 1996, Vol.2, no.2
- [2] T. Heston, Senior Editor, March 2008 Edition, The Fabricator Magazine, http://www.thefabricator.com/ArcWelding/ArcWelding_Article.cfm?ID=1878
- [3] M. Reilly January 2008, NewScientist.com <http://www.bannerhealth.com/About+Us/News+Center/In+the+News/A+Wii+warm-up+hones+surgical+skills.htm#>
- [4] C. Orlowek, Quebec Government Delegation at Chicago, <http://www.mri.gouv.qc.ca/portail/scripts/actualites/viewnew.asp?NewsID=5516&strIdSite=chi>
- [5] P. Fuchs, G. Moreau, « Le Traité De La Réalité Virtuelle », Les Presses de l'École des Mines de Paris., Paris, 2003. Elissa, "Title of paper," unpublished.
- [6] R. Azuma, Y. Baillet, R. Behringer, S. Feiner, S. Julier, B. MacIntyre. « Recent Advances in Augmented Reality », IEEE Computer Graphics & Applications, vol. 21, no. 6, 2001.
- [7] J.P. Gee, « Learning by Design: Games as Learning Machine », Keynote speech, March 15 2004, RIMA 2004.
- [8] 123 Certification Inc. <http://www.123arc.com/en/demovideo.htm> "GTAW Apprentice in action with ARC+ Welding Simulator, Q4 2007 update.